


TRT MADE POSSIBLE PUSH CONNECT FITTINGS

STRAIGHT JOINER




Part No.	Description	Part No.	Description
62IM2	Straight Union 1/8"	62ME6	Metric Union 6mm
62IM4	Straight Union 1/4"	62ME8	Metric Union 8mm
62IM6	Straight Union 3/8"	62ME10	Metric Union 10mm
62IM8	Straight Union 1/2"	62ME12	Metric Union 12mm
62IM10	Straight Union 5/8"	62ME15	Metric Union 15mm
		62ME16	Metric Union 16mm

MALE BRANCH TEE




Part No.	Description
72IM4/2N	IMP-NPT Branch Tee 1/4"-1/8"
72IM4/4N	IMP-NPT Branch Tee 1/4"-1/4"
72IM6/4N	IMP-NPT Branch Tee 3/8"-1/4"
72IM6/6N	IMP-NPT Branch Tee 3/8"-3/8"
72IM6/8N	IMP-NPT Branch Tee 3/8"-1/2"
72IM8/6N	IMP-NPT Branch Tee 1/2"-3/8"

TEE UNION



Part No.	Description	Part No.	Description
64IM4	Tee Union 1/4"	64ME6	Metric Union 6mm
64IM6	Tee Union 3/8"	64ME8	Metric Union 8mm
64IM6/6/4	Tee Union 3/8"-3/8"-1/4"	64ME10	Metric Union 10mm
64IM8	Tee Union 1/2"		Metric Union 10-10-12mm
			Metric Union 10-10-6mm
		64ME12	Metric Union 12mm

MALE SWIVEL RUN TEE



Part No.	Description
71SIM4/2N	IMP-NPT Swivel Run Tee 1/4"-1/8"
71SIM4/4N	IMP-NPT Swivel Run Tee 1/4"-1/4"
71SIM6/4N	IMP-NPT Swivel Run Tee 3/8"-1/4"
71SIM6/6N	IMP-NPT Swivel Run Tee 3/8"-3/8"
71SIM8/4N	IMP-NPT Swivel Run Tee 1/2"-1/4"
71SIM8/6N	IMP-NPT Swivel Run Tee 1/2"-3/8"
71SIM8/8N	IMP-NPT Swivel Run Tee 1/2"-1/2"


TRT MADE POSSIBLE PUSH CONNECT FITTINGS

90° ELBOW



Part No.	Description	Part No.	Description
69IM4/2N	IMP-NPT 90° Male Adaptor ¼"-½"	69ME6/2N	MET-NPT 90° M/Adapt 6mm-½"
69IM4/4N	IMP-NPT 90° Male Adaptor ¼"-¼"	69ME6/4N	MET-NPT 90° M/Adapt 6mm-¼"
69IM4/6N	IMP-NPT 90° Male Adaptor ¼"-¾"	69ME10/4N	MET-NPT 90° M/Adapt 10mm-¼"
69IM6/2N	IMP-NPT 90° Male Adaptor ⅜"-½"	69ME10/6N	MET-NPT 90° M/Adapt 10mm-¾"
69IM6/4N	IMP-NPT 90° Male Adaptor ⅜"-¼"	69ME10/8N	MET-NPT 90° M/Adapt 10mm-½"
69IM6/6N	IMP-NPT 90° Male Adaptor ⅜"-¾"	69ME12/4N	MET-NPT 90° M/Adapt 12mm-¼"
69IM6/8N	IMP-NPT 90° Male Adaptor ⅜"-½"	69ME12/6N	MET-NPT 90° M/Adapt 12mm-¾"
69IM8/4N	IMP-NPT 90° Male Adaptor ½"-¼"	69ME12/8N	MET-NPT 90° M/Adapt 12mm-½"
69IM8/6N	IMP-NPT 90° Male Adaptor ½"-¾"	69ME16/6N	MET-NPT 90° M/Adapt 16mm-¾"
69IM8/8N	IMP-NPT 90° Male Adaptor ½"-½"	69ME16/8N	MET-NPT 90° M/Adapt 16mm-½"
69IM10/6N	IMP-NPT 90° Male Adaptor ⅝"-¾"		
69IM10/8N	IMP-NPT 90° Male Adaptor ⅝"-½"		

STRAIGHT MALE CONNECTOR



Part No.	Description	Part No.	Description
68IM4/2N	IMP-NPT Male Connector ¼"-½"	68ME6/4N	MET-NPT Male Connector 6mm -¼"
68IM4/4N	IMP-NPT Male Connector ¼"-¼"	68ME10/4N	MET-NPT Male Connector 10mm -¼"
68IM6/2N	IMP-NPT Male Connector ⅜"-½"	68ME10/6N	MET-NPT Male Connector 10mm -¾"
68IM6/4N	IMP-NPT Male Connector ⅜"-¼"	68ME10/8N	MET-NPT Male Connector 10mm -½"
68IM6/6N	IMP-NPT Male Connector ⅜"-¾"	68ME12/4N	MET-NPT Male Connector 12mm -¼"
68IM6/8N	IMP-NPT Male Connector ⅜"-½"	68ME12/6N	MET-NPT Male Connector 12mm -¾"
68IM8/4N	IMP-NPT Male Connector ½"-¼"	68ME12/8N	MET-NPT Male Connector 12mm -½"
68IM8/6N	IMP-NPT Male Connector ½"-¾"	68ME16/6N	MET-NPT Male Connector 16mm -¾"
68IM8/8N	IMP-NPT Male Connector ½"-½"	68ME16/8N	MET-NPT Male Connector 16mm -½"
68IM10/6N	IMP-NPT Male Connector ⅝"-¾"		
68IM10/8N	IMP-NPT Male Connector ⅝"-½"		

BRAKE HOSE & NYLON



Air Brake Rubber Hose

SAE J1402
 H33806 ⅜" ID
 H33808 ½" ID

Air Brake Nylon Tube

SAE J844 Type A & B ¼" ⅜" ½" ⅝" OD
 DIN73378 SAE J1394 6mm, 8mm, 10mm, 12mm, 16mm



TIP

Always measure rubber hose by ID and nylon tube by OD.