


**PTO**


TRT carry a range of PTO's from Chelsea, PZB, Hydrocar and OFMB.  
 Not all PTO options are shown below. If you don't see what you need below get in touch.

**CHELSEA**




**442 Series - 8 Bolt**

<b>Torque (Nm/ft lb)</b>	650/480	<b>Output shaft rotation</b>	Opposite
<b>Power (Kw/hp)@1000rpm</b>	68.1/91.4	<b>Engagement types</b>	Air, Elec/Air Cable/Constant mesh



**489 Series - 8 Bolt**


<b>Torque (Nm/ft lb)</b>	300/255	<b>Output shaft rotation</b>	Opposite
<b>Power (Kw/hp)@1000rpm</b>	32/42.8	<b>Engagement types</b>	Air, Elec/Air Cable/Constant mesh



**880 Series**

SAE 8 Bolt. Std output shaft 1 1/4" 10spl w/1410 flange


<b>Torque (Nm/ft lb)</b>	up to 675/500	<b>Output shaft rotation</b>	Opposite
<b>Power (Kw/hp)@1000rpm</b>	70/94	<b>Engagement types</b>	Air/Elec Cable/Constant mesh



**278 Series - H/Duty Series**

10 Bolt mounting Allison

<b>Torque (Nm/ft lb)</b>	300/407	<b>Output shaft rotation</b>	Engine
<b>Power (Kw/hp)</b>	57/43	<b>Engagement types</b>	Hyd, Remote Hyd Elec, Air Elec o/speed



**004 Series**

SAE 8 Bolt transmission, Fuller etc. Suit most 3 Bolt 6 spline pump mount.

<b>Torque (Nm/ft lb)</b>	184/250	<b>Output shaft rotation</b>	Opposite
<b>Power (Kw/hp)</b>	25kgm	<b>Engagement types</b>	Air, Cable Elec/Air